



SEO report

www.boatsgalore.com.au

APR-01 2026 - APR-30 2026



Table of Contents

Key Ranking Metrics	4
Keywords Ranking	4
Distribution of Keywords	7
Average Position Trend	7
Traffic Overview	9
Pages	10
Conversions	12
Traffic Source	14
Competitors Average Position Trend	16
Audit overview	17
Backlinks	18

KEYRANKING METRICS



SEARCH VISIBILITY

Share of impressions a website gets in a given search engine for a given search query.

TRAFFIC FORECAST

The potential volume of traffic that keywords can attract to a website.

AVERAGE POSITION

The arithmetic mean of ranking positions of all keywords of a website.

KEYWORD IN SERP

The number of keywords for which a website is ranking at the top (100 or 200) of the search results.

Key Ranking Metrics

Average position 33 ▲ 1	Search visibility 14.5% ▼ -3.8%	Traffic forecast 322 ▼ 46	Keywords in SERP 37
-----------------------------------	---	-------------------------------------	-------------------------------

Keywords Ranking

- Entered Top 10
- Left Top 10
- In Top 10
- Entered Top 100

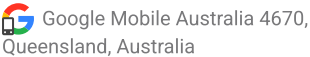



 Google Australia Bundaberg, Queensland, Australia

Keyword	Results	Month ago ▲	Current rankings
■ General			
new boat for sale bundaberg	694K	1	1
quintrex boat for sale bundaberg	8.2K	1	1
renegade boat bundanberge	23K	1	1
quintrex boat bundaberge	12K	1	1
boats galore	2.4M	1	1
quintrex boat dealer	745K	1	1
suzuki boat engine bundanberg	9.6K	1	2 ▼ 1
fishing boat bundaberg	567K	5	2 ▲ 3
suzuki boat engines for sale	3M	6	2 ▲ 4
used quintrex boat trailers for sale	639K	2	2
quintrex boat for sale	744K	3	3
buy quintrex boat for sale	201	3	3
used boats for sale	133M	6	3 ▲ 3
suzuki outboard for sale	4.5M	2	3 ▼ 1
cheap boats	104M	4	3 ▲ 1

Keyword	Results	Month ago ▲	Current rankings
bundaberg boats	115	4	4
outboard motor bundaberg	30K	4	4
new boats for sale	193M	4	4
fishing boat for sale	90M	4	4
boat for sale bundaberg	714K	2	5 ▼ 3
used boat for sale bundaberg	415K	5	5
used boat trailer for sale	68M	6	5 ▲ 1
new boat trailer for sale	103M	7	5 ▲ 2
move boat trailers	184	4	5 ▼ 1
bundanberg boating	136	7	7
evolution boats	41M	-	7 ▲ 93
marine shop	196	10	8 ▲ 2
boating bundaberg	1.8M	11	11
boat trailers for sale	42M	9	11 ▼ 2
suzuki motor boat	29M	19	14 ▲ 5
new quintrex boat for sale	714K	21	18 ▲ 3
suzuki boat engine	15M	12	19 ▼ 7
suzuki outboard motors	4.3M	15	21 ▼ 6
aluminium boat trailer	5M	53	37 ▲ 16
boat centre console	9.8M	47	46 ▲ 1
renegade boat	7.7M	-	49 ▲ 51
outboard motor	39M	-	-
quintrex boat	710K	-	-
suzuki boat engine parts	7.8M	-	-
tinny boat for sale	194	-	-
suzuki outboard	198	-	-
dinghy boat for sale	5.2M	-	-
suzuki outboard bundaberge	8K	1	-

Keyword	Results	Month ago ▲	Current rankings
boat engines	371M	-	-
used quintrex boat for sale	729K	3	-
quintrex tinnie	57K	-	-
tinnie boat	426K	-	-
side console boat for sale	175	-	-
renegade boat for sale	2.9M	-	-
boat finance	224M	-	-

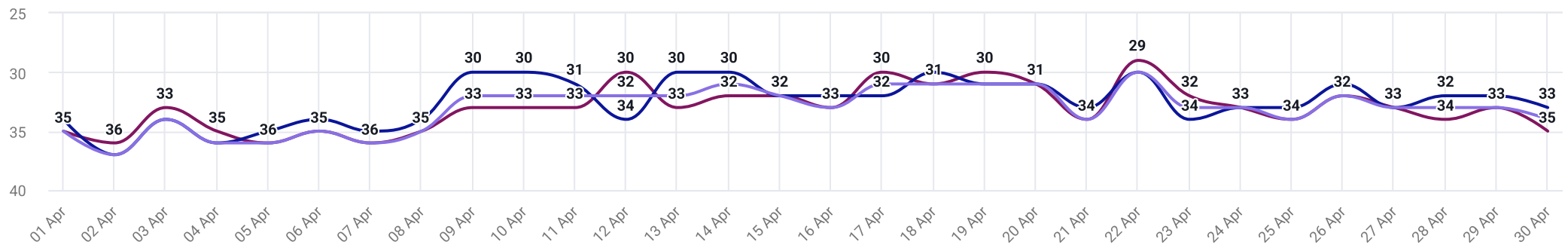
Distribution of Keywords




Search Engines	Total Keywords	Top 1	Top 3	Top 4..10	Top 11..30	Top 100	Out of SERP	Avg. Position
	52	9	23	7	4	3	15	35
	52	9	23	7	4	3	15	35
	50	7	18	11	5	3	13	33
	50	7	18	11	5	3	13	33

Average Position Trend

Average position

Apr-01 2026 - Apr-30 2026



-  Google Mobile Australia 4670, Queensland, Australia
-  Google Australia Bundaberg, Queensland, Australia
-  Average for all

TRAFFIC METRICS

SESSIONS

Total number of sessions in the selected period

USERS

Total number of users who initiated at least one session in the selected period

NEW USERS

New unique users that logged in for the first time

PAGEVIEWS

Total number of web pages users visited during the selected period

GOALS

Number of times users triggered a conversion event or goals

ENGAGEMENT RATE

Ratio of engaged sessions to total sessions

AVG. ENGAGEMENT TIME

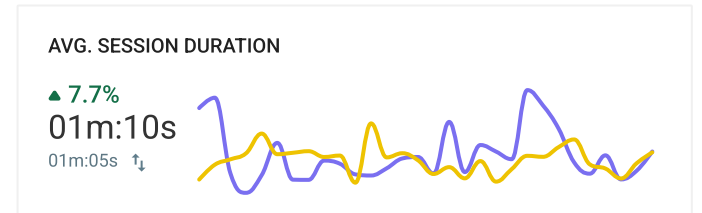
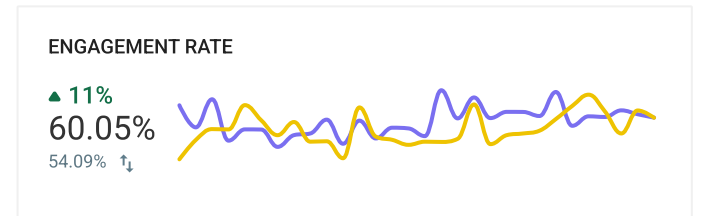
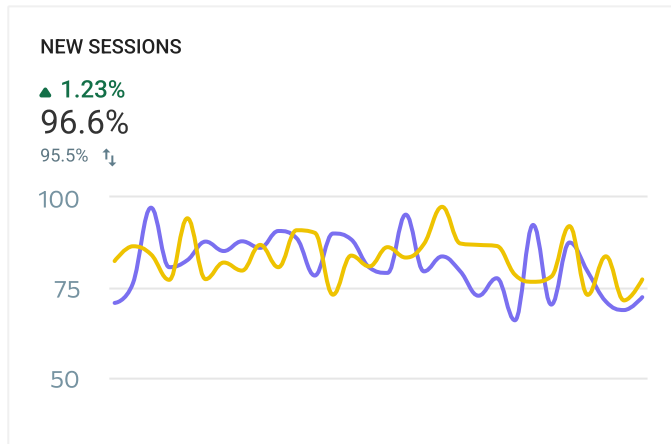
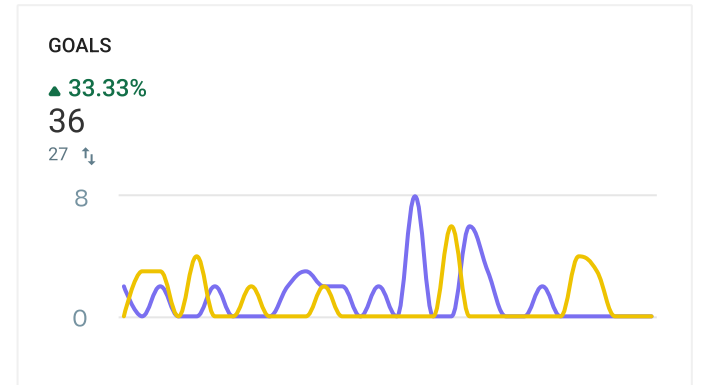
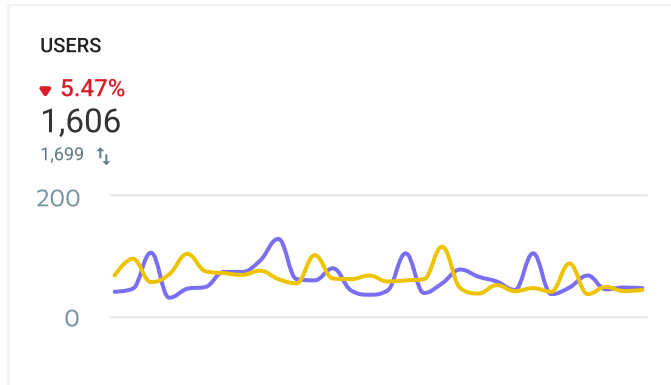
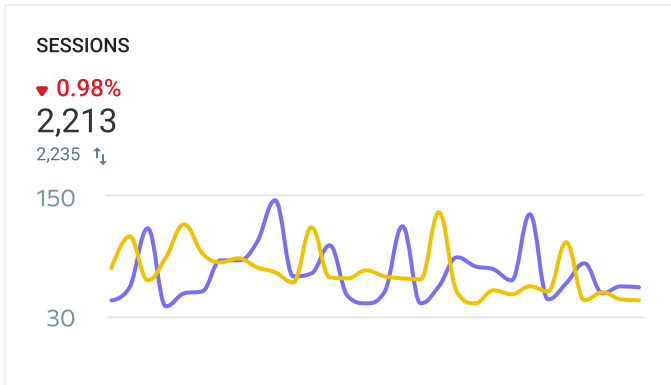
Average length of time that the website had focus in the browser



Traffic Overview

Audience GOOGLE ANALYTICS

Apr-01 2026 - Apr-30 2026



● Apr-01 2026 - Apr-30 2026 ● Mar-02 2026 - Mar-31 2026

Pages

All pages GOOGLE ANALYTICS

Apr-01 2026 - Apr-30 2026

Sessions

No.	Page	Sessions	Percent of new sessions	Users	Pageviews	Average session	Engagement rate	Goals
1	/							
	Apr-01 2026 - Apr-30 2026	663	86.29%	474	942	21s	80.69%	0
2	/BoatRanges/UsedBoats							
	Apr-01 2026 - Apr-30 2026	311	25.54%	184	441	31s	79.74%	0
3	/BoatRanges/NewBoats							
	Apr-01 2026 - Apr-30 2026	288	12.1%	124	492	01m:02s	84.03%	0
4	/BoatRanges/UsedBoats/stacer-4-6-sunmaster-2004-bv6032							
	Apr-01 2026 - Apr-30 2026	105	5.56%	54	133	22s	80%	0
5	/boatranges/newboats/quintrex							
	Apr-01 2026 - Apr-30 2026	95	4.62%	65	177	01m:16s	94.74%	0
6	/boatranges/usedboats							
	Apr-01 2026 - Apr-30 2026	83	1.56%	64	115	56s	92.77%	0
7	/products/all-categories/quintrex-parts-and-accessories							

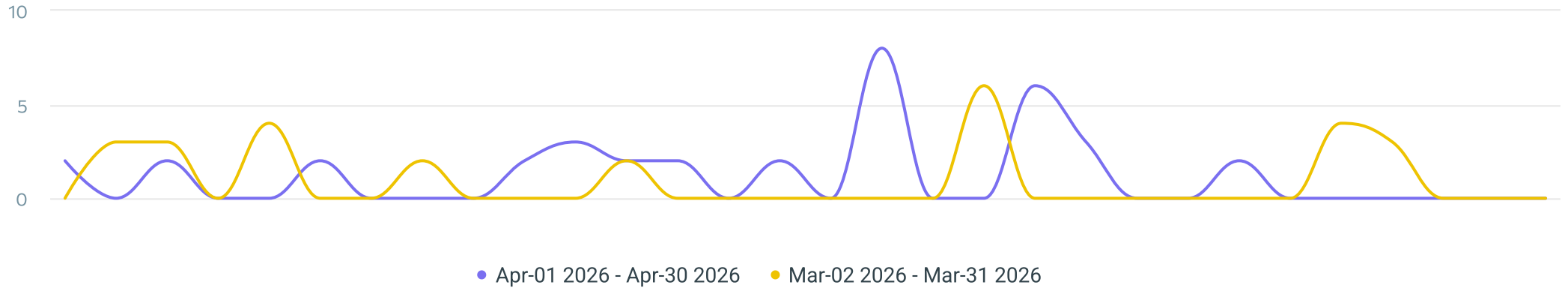
No.	Page	Sessions	Percent of new sessions	Users	Pageviews	Average session	Engagement rate	Goals
	Apr-01 2026 - Apr-30 2026	82	74.36%	78	109	30s	82.93%	0
8	/BoatRanges/Quintrex/DownloadSpecs							
	Apr-01 2026 - Apr-30 2026	70	71.43%	70	336	08s	97.14%	0
9	/BoatRanges/Quintrex/Tinnie							
	Apr-01 2026 - Apr-30 2026	68	100%	64	68	30s	55.88%	0
10	/BoatRanges/NewBoats/quintrex-420-busta-2026-382771							
	Apr-01 2026 - Apr-30 2026	62	19.44%	36	70	41s	93.55%	0

Conversions

Goals GOOGLE ANALYTICS

Apr-01 2026 - Apr-30 2026

Goals



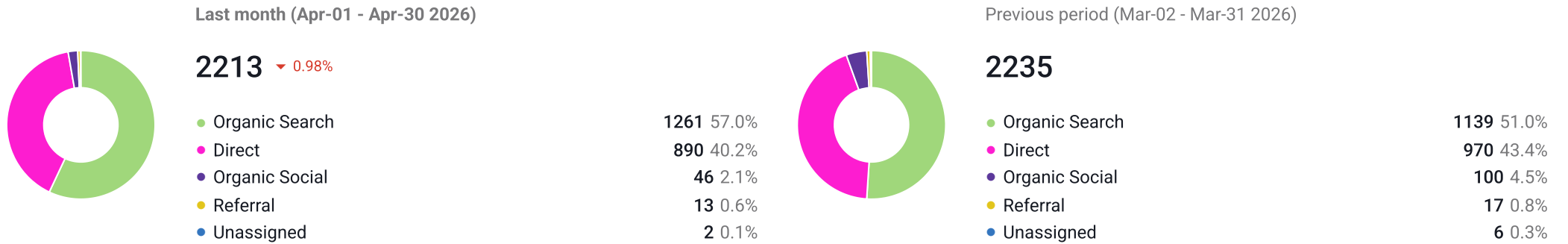
No.	Goal	Goals	Goal value
1	all_success_enquiries		
	Apr-01 2026 - Apr-30 2026	24	0
	Mar-02 2026 - Mar-31 2026	12	0
	% Change	▲ 100%	
2	Book_A_Service		
	Apr-01 2026 - Apr-30 2026	12	0
	Mar-02 2026 - Mar-31 2026	14	0

No.	Goal	Goals	Goal value
	% Change	▼ 14.3%	

Traffic Source

Overview: Sessions

Last month (Apr-01 - Apr-30 2026) ↑ Previous period (Mar-02 - Mar-31 2026)

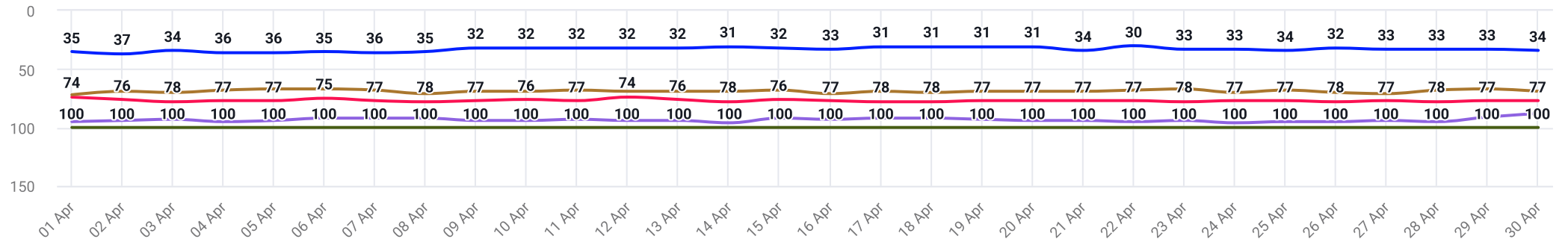







Channel	Sessions	Engaged sessions	Users	Engagement Rate	New users	Conversions	Avg. Engagement Time	Views
Apr-01 2026 - Apr-30 2026	13	6	8	46.15%	87.5%	0	53.31 sec	28
Mar-02 2026 - Mar-31 2026	17	8	9	47.06%	77.78%	1	75.24 sec	57
% Change	▼ -23.5%	▼ -25%	▼ -11.1%	▼ -1.9%	▲ 12.5%	▼ -100%	▼ -29.1%	▼ -50.9%
5 Unassigned								
Apr-01 2026 - Apr-30 2026	2	1	2	50%	50%	0	12.5 sec	1
Mar-02 2026 - Mar-31 2026	6	0	6	0%	16.67%	0	53.5 sec	10
% Change	▼ -66.7%	▼ 0%	▼ -66.7%	▼ 0%	▲ 199.9%	▼ 0%	▼ -76.6%	▼ -90%

Competitors Average Position Trend

Average position

Apr-01 2026 - Apr-30 2026



-  www.boatsgalore.com.au
-  ML <https://www.bundabergmarineland.com.au/>
-  <https://www.adriansmarinecentre.com.au/>
-  <https://www.baycitymarine.com.au/>
-  <https://www.brisbaneyamaha.com.au/>

HEALTH SCORE



Backlinks

